



M-PLUS Construct 2012

Einsatz:	Service-Kollektion mit Objekt-Reliefböden für höchste Beanspruchung und mit außergewöhnlichen Designs. Die Lieferbreiten sind je nach Qualität 200/250/300/400 oder 500 cm. Die Nutzsichten von 0,40–0,70 mm lassen den Einsatz im Objektbereich zu.
Laufzeit:	06/2009 – 12/2012
Empf. VK/qm:	19,95 € – 32,45 €

Technische Informationen

M-PLUS Construct 2012

Produktdaten

	NORM	SYMBOL	SONATA	SYMPHONY	MASSIF	AMBIENT
Klassifizierung	EN 685		23–32	23–33–42	23–33–42	23–34–42
Gesamtstärke	EN 428		2,00 mm	2,70 mm	2,25 mm	2,50 mm
Nutzschicht	EN 429		0,40 mm	0,55 mm	0,60 mm	0,70 mm
Breite	EN 426		2–3–4 m	2,5–5 m	2–3–4 m	2–3–4 m
Flächengewicht/m ²	–		1,90 kg/m ²	2,70 kg/m ²	2,30 kg/m ²	2,65 kg/m ²
Standard Rollenlänge	EN 426		25 m	20 m	30–25 m	25 m
Total Rollengewicht	–		100–200 kg	145–290 kg	140–235 kg	135–270 kg

Technische Daten

	NORM	SYMBOL	SONATA	SYMPHONY	MASSIF	AMBIENT
Lichteinheit	ISO 105-B02		≥ 6	≥ 6	≥ 6	≥ 6
Dimensionsstabilität	EN 434		≤ 0,40 %	≤ 0,40 %	≤ 0,40 %	≤ 0,40 %
Trittschallschutz	EN ISO 717/2		Δ Lw 13 dB	Δ Lw 14 dB	Δ Lw 10 dB	Δ Lw 13 dB
Fußbodenheizung	EN 12667		ok	ok	ok	ok
Eindruckverhalten	EN 433		≤ 0,20 mm	≤ 0,20 mm	≤ 0,20 mm	≤ 0,20 mm
Brandverhalten	EN 13501-1		B _{fl} S1	B _{fl} S1	B _{fl} S1	B _{fl} S1
Rutschhemmung	EN 13893		DS	R10	DS	R9
Stuhlrolleneignung	EN 425		ok	ok	ok	ok



SONATA
SYMPHONY
MASSIF




AMBIENT






UNI




SYMPHONY Maya



SYMPHONY Zita



SYMPHONY Zita



SYMPHONY Zita




AMBIENT Helena



AMBIENT / SONATA Helena/Yasmin




SONATA Iris



SONATA Yasmin




MASSIF Iris




MASSIF Yasmin


HOLZ



SYMPHONY Forest Oak 093E




SYMPHONY Wenge 094E




SYMPHONY Mocca Beech 064E




SYMPHONY Line Walnut Plank 019M




AMBIENT Golden Oak 091E




AMBIENT Merbau Shipsdeck 046D




AMBIENT Wild Cherry 049M




AMBIENT Golden Oak 016M




AMBIENT Stock Oak 039M




AMBIENT Antique Oak 026M



AMBIENT Pearwood 060M




SYMPHONY Beech Plank 021M




AMBIENT Natural Beech 061L



MASSIF Maple Plank 026L



MASSIF Classic Oak Plank 016M



MASSIF Golden Oak Plank 001L